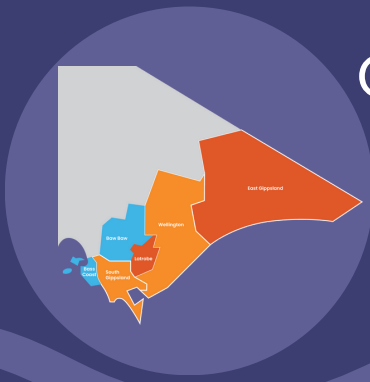


# What do we know about Gippsland's Family Violence Statistics?

Jan 1 2023- Dec 31 2023

Data abstracted from the Crime Statistics Agency



## Gippsland


**\$300m** Family Violence costs Gippsland annually (KMPG Modeling)

**4994** Breaches of a family violence order (June 2022-July 2023)

**684** Incidents where an adolescent used violence (June 2022-July 2023)

**2.40%** of incidents involved sexual violence (June 2022-July 2023)

**511** Incidents of elder abuse (June 2022-July 2023)

 The state's average is that 1/3 of incidents have a child present. Gippsland LGAs all have well over.

Not all family violence incidents, will have Vic Police attendance. Data does not include people who independently make contact with services or who do not seek assistance.

## Bass Coast



Total population: 40,789 (2021 Census)

**23rd** in the state for family violence police call outs (per 100,000 population)

**812**

total incidents responded to



76.69% affected family members identified as female. 26.10% identified as male.



-3.3 decrease in incidents, compared to the previous year.



45.9% of incidents had a child present (June 2022-July 2023)

## South Gippsland



Total population: 30,577 (2021 Census)

**26th** in the state for family violence police call outs (per 100,000 population)

**538**

total incidents responded to



70.81% affected family members identified as female. 28.81% identified as male.



1.89% increase in incidents, compared to the previous year.



48.8% of incidents had a child present (June 2022-July 2023)

# Latrobe



Total population: 77,168  
(2021 Census)

**3rd**

in the state for family violence police call outs (per 100,000 population)

**2724**

total incidents responded to



73.58% affected family members identified as female. 26.39% identified as male.



4.9% increase in incidents, compared to the previous year.



43.7% of incidents had a child present (June 2022–July 2023)

In 2022 Latrobe was #1 in the state, now they are #3, however they have had a 4.5% increase in family violence call outs. The reduction in ranking is because of larger increases in East Gippsland and Mildura.

# Baw Baw



Total population: 57,626  
(2021 Census)

**25th**

in the state for family violence police call outs (per 100,000 population)

**1123**

total incidents responded to



76.13% affected family members identified as female. 23.68% identified as male.



21.21% increase in incidents, compared to the previous year.



53.2% of incidents had a child present (June 2022–July 2023)

Baw Baw has the second highest growth rate in the state at a population increase at 2.1%. This is thought to be contributing to the increased rate of family violence.

Gippsland LGA's have high rates of family violence due to gender inequality which has resulted in unequal outcomes for men and women in economic, education and health opportunities within our Gippsland communities.

Family Violence exists in all our communities, regardless of race, gender, religion or economic status, with much of it going unreported and unseen.

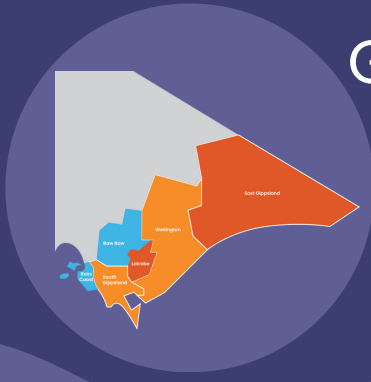
For more information on our statistics, Scan the QR Code.



# What do we know about Gippsland's Family Violence Statistics?

Jan 1 2023– Dec 31 2023

Data abstracted from the Crime Statistics Agency



## East Gippsland



Total population: 48,715  
(2021 Census)

**1st**

in the state for family violence police call outs (per 100,000 population)

**1783**

total incidents responded to



74.70% affected family members identified as female. 24.73% identified as male.



15.32% increase in incidents, compared to the previous year.



47.8% of incidents had a child present  
(June 2022–July 2023)

East Gippsland's increase is unexplained at this time. It may indicate increased trust in Vic Pol and also be correlated to cost of living increases. East Gippsland has had a decrease in call outs of Aboriginal and Torres Strait Islanders in 2023.

## Wellington



Total population: 45,639  
(2021 Census)

**8th**

in the state for family violence police call outs (per 100,000 population)

**1298**

total incidents responded to



72.49% affected family members identified as female. 27.34% identified as male.



-0.34% decrease in incidents, compared to the previous year.



47.6% of incidents had a child present  
(June 2022–July 2023)

In 2022, Wellington was #4 in the State, now they are #8. However, the rate of family violence has remained almost the same. The decrease in ranking is because of large increases in the Central Highland region.



For more information on our statistics, Scan the QR Code.

Gippsland needs placed-based solutions to solve the complex problem of family violence.