

What do we know about Gippsland's Family Violence Statistics?

June 1 2023– June 30 2024

Data abstracted from the Crime Statistics Agency



Gippsland

\$300m Family Violence costs Gippsland annually (KMPG Modeling)

21% Increase in breaches of a family violence order, 6045 total breaches in 2023-2024.

68 sexual offences against children


1371 incidents involved sexual offences
inclusive of family violence and non-family violence incidents

679 Incidents of serious assault due to family violence

25 calls, relating to family violence on average were made during 23-24 to Victoria Police every day in Gippsland.


Not all family violence incidents will have Vic Police attendance. Data does not include people who independently make contact with support services or who do not seek assistance.


Bass Coast


 Total population: 40,789 (2021 Census)

26th in the state for family violence police call outs (per 100,000 population)


863 total incidents responded to

 74.8% affected family members identified as female. 25% identified as male.

 10% increase in incidents, compared to the previous year.


 26.7% of incidents had a child present.
This includes affected family members and other parties between 0-17


South Gippsland

 Total population: 30,577 (2021 Census)

29th in the state for family violence police call outs (per 100,000 population)

577 total incidents responded to

 72.2% affected family members identified as female. 27.5% identified as male.

 12.25% increase in incidents, compared to the previous year.

 24% of incidents had a child present.
This includes affected family members and other parties between 0-17

Latrobe



Total population: 77,168
(2021 Census)

2nd

in the state for family violence police call outs (per 100,000 population)

3058

total incidents responded to



72.4% affected family members identified as female. 27.4% identified as male.



18.9% increase in incidents, compared to the previous year.



21.45% of incidents had a child present.

This includes affected family members and other parties between 0-17

Latrobe is 2nd in the state per 100,000 and 6th in the state for total incidents responded too. Latrobe is the only regional area in the top 10, with the exception of Geelong.

Baw Baw



Total population: 57,626
(2021 Census)

21st

in the state for family violence police call outs (per 100,000 population)

1283

total incidents responded to



75.75% affected family members identified as female. 24.1% identified as male.



34.4% increase in incidents, compared to the previous year.



21% of incidents had a child present.

This includes affected family members and other parties between 0-17

Baw Baw is significantly increasing in size, with an annual population increase of 2.1% which is higher than the state average. However this doesn't explain the increase in 12 months of family violence call outs. Cost of living, housing crisis and other social issues may be contributing.

Gippsland LGA's have high rates of family violence due to gender inequality which has resulted in unequal outcomes for men and women in economic, education and health opportunities within our Gippsland communities.

Family Violence exists in all our communities, regardless of race, gender, religion or economic status, with much of it going unreported and unseen.



For more information on our statistics, Scan the QR Code.

What do we know about Gippsland's Family Violence Statistics?

June 1 2023– June 30 2024

Data abstracted from the Crime Statistics Agency



East Gippsland



Total population: 48,715
(2021 Census)

1st

in the state for family violence police call outs (per 100,000 population)

2013

total incidents responded to



73.4% affected family members identified as female. 26% identified as male.



26.8% increase in incidents, compared to the previous year.



18.18% of incidents had a child present.

This includes affected family members and other parties between 0-17

East Gippsland's increase is unexplained at this time. It may indicate increased trust in Vic Pol and also be correlated to cost of living increases.

Wellington



Total population: 45,639
(2021 Census)

8th

in the state for family violence police call outs (per 100,000 population)

1332

total incidents responded to



72.22% affected family members identified as female. 27.77% identified as male.



-1.6% decrease in incidents, compared to the previous year.



18.37% of incidents had a child present.

This includes affected family members and other parties between 0-17

The rate of family violence in Wellington has remained almost stagnant for the past 2 years. This has resulted in a decrease in the ranking per 100,000 population due to large increases in the Central Highland region, however total incidents are relatively the same.



For more information on our statistics, Scan the QR Code.

Gippsland needs placed-based solutions to solve the complex problem of family violence.