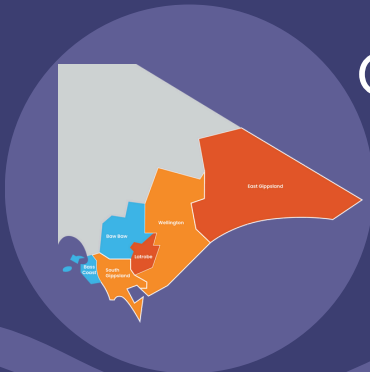


# What do we know about Gippsland's Family Violence Statistics?

January 2024– December 2024

Data abstracted from the Crime Statistics Agency



## Gippsland

**\$300m** Family Violence costs Gippsland annually (KMPG Modeling)

**385** Incidents of family violence threatening behaviour

**715** Incidents of serious assault due to family violence. 17% increase from previous year.


**21%** Increase in breaches of a family violence order, 6446 total breaches in 2024.

**2,179** incidents involved sexual offences  
inclusive of family violence and non-family violence incidents


**26.6** calls, relating to family violence on average were made during 24 to Victoria Police every day in Gippsland.

Not all family violence incidents will have Vic Police attendance. Data does not include people who independently make contact with support services or who do not seek assistance.


## Bass Coast

 Total population: 40,789 (2021 Census)

**912** total incidents responded to


 12.31% increase in incidents, compared to the previous year.

**27th** in the state for family violence police call outs (per 100,000 population)


 84 Cases of family violence serious assault  
176 Cases of family violence common assault

 643 breaches of a family violence order.


## South Gippsland

 Total population: 30,577 (2021 Census)

**600** total incidents responded to

 11.94% increase in incidents, compared to the previous year.

**28th** in the state for family violence police call outs (per 100,000 population)

 53 Cases of family violence serious assault  
73 Cases of family violence common assault

 379 breaches of a family violence order.

# Latrobe



Total population: 77,168  
(2021 Census)

**3115**

total incidents responded to



14.73% increase in incidents, compared to the previous year.

**2nd**

in the state for family violence police call outs (per 100,000 population)



238 Cases of family violence serious assault

563 Cases of family violence common assault



2137 breaches of a family violence order.

Latrobe is 2nd in the state per 100,000 and 6th in the state for total incidents responded too. Latrobe and Geelong are the only regional areas in the top 10.

# Baw Baw



Total population: 57,626  
(2021 Census)

**1324**

total incidents responded to



16.96% increase in incidents, compared to the previous year.

**23rd**

in the state for family violence police call outs (per 100,000 population)



139 Cases of family violence serious assault

234 Cases of family violence common assault



939 breaches of a family violence order.

Baw Baw is significantly increasing in size, with an annual population increase of 2.1% which is higher than the state average. However this doesn't explain the increase in 12 months of family violence call outs. Cost of living, housing crisis and other social issues may be contributing.

Gippsland LGA's have high rates of family violence due to gender inequality which has resulted in unequal outcomes for men and women in economic, education and health opportunities within our Gippsland communities.

Family Violence exists in all our communities, regardless of race, gender, religion or economic status, with much of it going unreported and unseen.

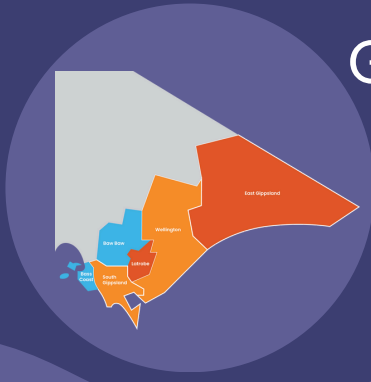


For more information on our statistics, Scan the QR Code.

# What do we know about Gippsland's Family Violence Statistics?

Jan 2024- December 2024

Data abstracted from the Crime Statistics Agency



## East Gippsland



Total population: 48,715 (2021 Census)

**1st**

in the state for family violence police call outs (per 100,000 population)

**2290**

total incidents responded to



109 Cases of family violence serious assault  
328 Cases of family violence common assault



28.4% increase in incidents, compared to the previous year.



1,174 breaches of a family violence order.

East Gippsland's increase is unexplained at this time. It may indicate increased trust in Vic Pol and also be correlated to cost of living increases.

## Wellington



Total population: 45,639 (2021 Census)

**7th**

in the state for family violence police call outs (per 100,000 population)

**1484**

total incidents responded to



92 Cases of family violence serious assault  
255 Cases of family violence common assault



14.24% increase in incidents, compared to the previous year.



1,174 breaches of a family violence order.

Family violence in Wellington has remained consistent for the past 2 years. This period we have seen an increase in both rates and state ranking per population.



For more information on our statistics, Scan the QR Code.

Gippsland needs placed-based solutions to solve the complex problem of family violence.